









# L1<sup>®</sup>





L1 ACCOMMODATES A WIDE RANGE OF HEIGHTS AND BODY TYPES THROUGH THE USE OF SIMPLE AND CUSTOMIZABLE OPTIONS

<p>OVERALL HEIGHT WITH HEADREST 47.9"</p> 	<p>OVERALL HEIGHT WITHOUT HEADREST 41.2"</p> 	<p>OVERALL WIDTH INCLUSIVE OF BASE 25.5"</p> 	<p>SEAT WIDTH 19.4"</p> 	<p>SEAT HEIGHT 16.25" - 21"</p> 	<p>SEAT DEPTH 16.1" - 18.1"</p> 	<p>ARM HEIGHT 23.25" - 26.5"</p> 	<p>ARM MOTION 2.5"</p> 
---	--	--	---	---	---	--	--

# L1: INSPIRED BY THE MOST SUPERIOR LUMBAR VERTEBRA.

True to Allseating's design philosophy, L1 provides optimal, accessible and intuitive ergonomics for all users. From private offices to open-concept work spaces, L1's design fits seamlessly into an array of settings. Living up to its namesake by providing all-day support, L1 remains affordable proving style, comfort and health never need to be sacrificed in the name of cost. [Learn more about L1 at Allseating.com](https://www.allseating.com)

<p>ENCAPSULATED MESH AND OPTIONAL ADJUSTABLE HEADREST</p> 	<p>OPTIONAL UPHOLSTERED JACKET</p> 	<p>BASES &amp; CASTERS OPTIONAL-SIT TO COUNTER AVAILABLE</p> 
<p>WATERFALL EDGE</p> 	<p>OPTIONAL ADJUSTABLE LUMBAR UP AND DOWN</p> 	<p>FINISH OPTIONS ARM</p> <p>BLACK</p> <p>BIRCH</p> 
<p>FEATURES FORWARD AND BACKWARD, UP AND DOWN 2D ARMS (PICTURED), FIXED OR PIVOT ARMS</p> 	<p>SYNCHRO TILT WITH OPTIONAL INTEGRATED SEAT SLIDER</p> 	<p>FABRIC ENDLESS SEAT AND HEADREST FABRIC OPTIONS</p> <p>MESH</p> <p>M2 9 COLORS</p> <p>M9 10 COLORS</p> <p>M10 4 COLORS</p> 