

EXCHANGE[®]



FUNCTIONAL, EFFICIENT, DURABLE, AND FLEXIBLE

At Allseating we believe in workplaces where collaboration and choice encourage movement and accommodate fluctuating occupancy. Designed in collaboration with Nick Gillissie, Exchange is inspired by environments where people "exchange" words, ideas and information.

Exchange's flexible design gives individuals the freedom to work how they want, where they want, while also being able to adapt to a wide array of aesthetic and functional needs. Exchange is a modular soft seating system comprised of a concise set of components that can be customized into endless configurations with best-in-class comfort.



FEATURED

5-Seater Linear with Platform Ends
in White Laminate and Cotton Paint.
Upholstery:
Camira's Synergy in Chain.

30" Round Tables with White
Laminate and Cotton Paint.

Also Featured:
Jif in Still and Sway bases.
Upholstery:
Camira's Synergy in Contribution

Custom configuration using a 2-Seater with a 120° Linking Table, in White
Laminate with Cotton Paint, linked to another 2-Seater and Privacy Screens.
Upholstery:
Camira's Synergy in Contribution.

Laptop Tables, White Laminate
and Cotton Paint.

ULTIMATE CONFIGURABILITY

Exchange can support the varied needs of today's workplaces, higher education institutions and healthcare facilities by creating settings that promote collaboration and movement while serving multiple purposes.



FEATURED

2-Seater Linear units with High Narrow Upholstered Ends with Full Screens and Standard Legs in Smoke.
Upholstery:
Gabriel's Swing in 52815.

Rectangle Coffee Tables in Medium Wood Laminate and Smoke Paint.

Also Featured:
Jif in Still and Sway bases.
Upholstery:
Gabriel's Mood in 5103.

WORKS WELL WITH OTHERS

Exchange is designed with 7 injection molded plastic components, along with removable and easily changeable covers. This versatility makes Exchange easy to configure and to reconfigure as the needs of the workplace evolve.

Offering a wide range of configurations to suit any environment, Exchange Includes standard linear configurations ranging from one seat to eight seats, as well as L-shapes, U-shapes, and custom open-plan collaborative enclosures. With a wide selection of complementing tables, comprehensive privacy screen options, and flexible power solutions, Exchange is designed to flow seamlessly across an entire floor plan, from executive offices and lobbies to cafeterias and all the spaces in between.



FEATURED

4x4 U-Shape configuration with High Narrow Upholstered Ends Standard Legs in Smoke. Upholstery: Gabriel's Criss Cross in 1102 and Note in 68156.

Rectangle Coffee Tables in Medium Wood Laminate and Smoke Paint.



Single-Seater Linear with Low Wide Upholstered Ends with Laminate Surface in White, Surround Screen and Standard Legs in Smoke. Upholstery: Mayer Fabrics' Fedora in Winter.

SEAMLESS INTEGRATION

Exchange gives individuals the freedom to work where and how they want, making it the perfect fit for co-working spaces where occupancy fluctuates.



FEATURED

Custom configuration using a 1, 2 and 3-Seaters, 2-Seaters, 120° Linking Tables and Platform Ends in Medium Wood Laminate, Privacy Screens and Carob Paint.
Upholstery:
Camira's Main Line Flax in Morden, Blazer in Butterstone, Touch in Impact, Press and Affect.

Laptop Tables, 36" Round Table and Rectangle Coffee Table in Medium Wood Laminate with Carob Paint.

Also Featured:
Jif in Still and Sway bases.
Upholstery:
Camira's Touch in Feel and Impact.

LEG OPTIONS

Legs available in circular metal, wire metal and oak wood for alternative aesthetics.



UPHOLSTERED ARMS

Upholstered end options are available in 6" [Narrow] and 12" [Wide] widths in a Low or High heights, with or without electrics. Optional laminate surface available on both Low end options.



CONSOLE CONFIGURATIONS

A console is the combination of 2 Bent Ply ends with a screen in the center and along the backs. Consoles are available in 3 standard configurations; 2-seater linear, 4-seater linear and a 4-seater back to back.



BENT PLY

Bent Ply is available in 3 laminate and 3 paint options with storage and electrics.



MODULAR

Modular configurations offer solutions that act as destinations within the workspace for the varied needs of the entire workday.



DIMENSIONS [ONE-SEATER]

OVERALL			SEAT					
HEIGHT MB: 30" HB: 34"	WIDTH 24"	DEPTH 28"	HEIGHT 18"	WIDTH 24"	DEPTH 20"			
BACK			ARMS					
HEIGHT FROM FLOOR MB: 30" HB: 34"	HEIGHT FROM SEAT MB: 12" HB: 16"	WIDTH 24"	HEIGHT FROM FLOOR LOW: 24" HIGH: 30"	HEIGHT FROM SEAT LOW: 6" HIGH: 12"	WIDTH NARROW: 6" WIDE: 12"			
12" PLATFORM END			BENT PLY END			SCREENS*		
HEIGHT 13"	WIDTH 12"	DEPTH 24"	HEIGHT 24.5"	WIDTH 12"	DEPTH 28"	HEIGHT 18"	HEIGHT FROM FLOOR 48"	WIDTH** 24"



FEATURED

Custom configuration using 2 and 3-Seaters 120° Linking Tables and Platform Ends in Medium Wood Laminate, Privacy Screens and Carob Paint.

Upholstery Shown:

Camira's Main Line Flax in Morden, Blazer in Butterstone and Touch in Press.

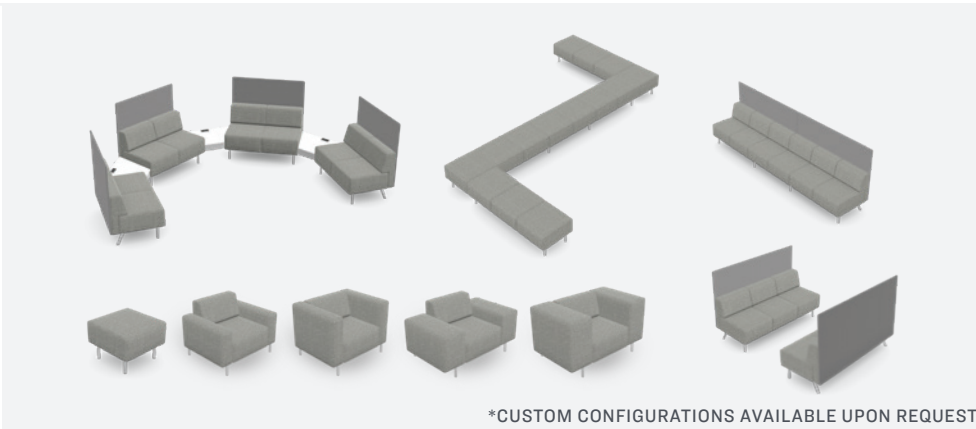
*Surround Screen Only Applicable to Models with Arms.
**With increments of 6".

INFINITE POSSIBILITIES

Using just 7 injection molded plastic components and a series of support rails, Exchange can be configured to fit any floor plan. Despite its versatile 2 foot seat module, Exchange can support a span of 8 feet between legs for a minimalistic look that reduces clutter often seen with large modular systems. With multiple end configurations, convenience options like power and privacy screens, as well as carefully engineered proportions, Exchange is one of the most effective and robust modular soft-seating systems on the market. Supporting both active work and relaxation, Exchange has the ability to evolve in tandem with today's ever-changing corporate, education, and healthcare environments.

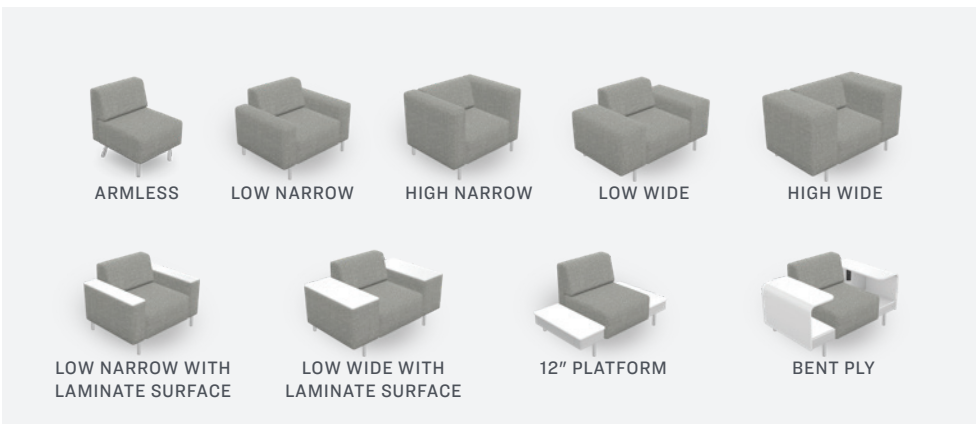
LEARN MORE ABOUT EXCHANGE AT ALLSEATING.COM

IDEA STARTERS*




*CUSTOM CONFIGURATIONS AVAILABLE UPON REQUEST

END OPTIONS




FEATURES


2 BACK HEIGHTS




3 SCREEN SIZES




OPTIONAL POWER / USB AVAILABLE IN 3 MATTE FINISHES



LEG OPTIONS




SHROUD




FINISH OPTIONS

PAINT FINISH COLORS



LAMINATE OPTIONS



SKU B10123 / MARCH 2025

ALLSEATING.COM